

MY LENAPE LOGBOOK

Your name: _____

Color in this scene to make this book yours!





CONTENTS

The Lenape Way: Cultural and Physical Survival will teach you about the Lenape people in a fun and interactive way. First, you will learn about the Lenape people in their historical and modern settings. Next, you will brave the extreme mountains to learn about survival. Finally, you will put both together to build your own survival kit. Ready yourself!



Part One, *My Lenape Logbook*, is divided into four Quests. In each Quest, you will learn new facts about the Lenape, their way of life, their culture, their traditions and beliefs, and their current work to protect the environment.

QUEST ONE: THE FIRST CROW—PRE-COLONIZATION 4

In this Quest, you will be introduced to the Lenape people and their historical way of life.

QUEST TWO: THE SECOND & THIRD CROWS— PEAK COLONIZATION AND HIDING TIMES 12

You will read about the interactions between the Lenape people and settlers from Europe. This Quest focuses on the impact these interactions had on the Lenape.

QUEST THREE: THE FOURTH CROW—RE-ESTABLISHING HARMONY 18

This Quest teaches you about the Lenape people’s more recent activities, specifically their work to protect the Delaware River.

QUEST FOUR: THE LAND AND YOU 24

The last Quest challenges you to channel the Lenape people’s activism and set some environmental goals for yourself.





USING THIS BOOK

Below, you will find some tips to make navigating your logbook a little easier. Make notes and be on the lookout as you move through each Quest!




Every page needs you!

Keep a special eye out for these crow feathers. They will tell you what needs to be done to accomplish your Quest!



Finishing each Quest!

At the end of each Quest, you will find a checklist to help make sure you have completed all of the activities! After you've reviewed the checklist, follow the directions to mark your Quest complete.



This logbook proves to be a lot of fun and a cool way to learn new things! Let's commit to keeping an open mind and heart as you conquer each Quest by completing the goals below.

I, your name here, will work my hardest to complete each page of My Lenape Logbook.
My goals for myself are:

1. _____
2. _____
3. _____

Choose from the sentence starters below or make up your own goals!

• complete all Quests in order	• do my best work in each Quest
• be thoughtful about my reflections	• share what I've learned with others
• pace myself so I have time to understand	• be open to a different culture
	• color something on each page



USING YOUR MAP



In each Quest, you will plot a location on a map using coordinates and a map key that you help create! Take a look at the page on the right to get to know the map.

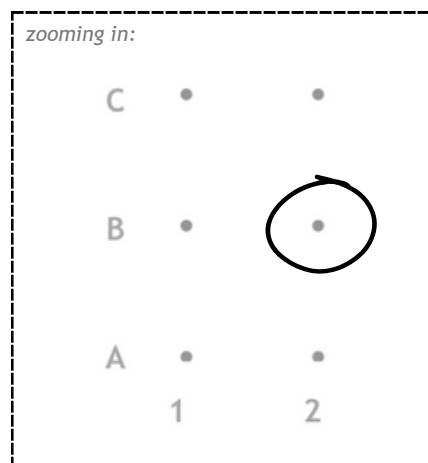
This map works on a “grid system.” Do you see the numbers on the bottom of the map? Do you see the letters on the left side? If you follow them up and sideways, they match up to a dot.

You will be asked to make markings on your map using this grid system!

Let’s practice!

Pretend you were asked to circle point B2. Take a look at the grid to the right. Move your finger up from A to B. Now slide your finger over from 1 to 2. Your finger should be on point B2. It is already circled.

Now you try! Can you circle point C2?



YOUR MAP KEY Fill out the empty boxes and lines in your map key below.




Lenape land (Lenapehoking)

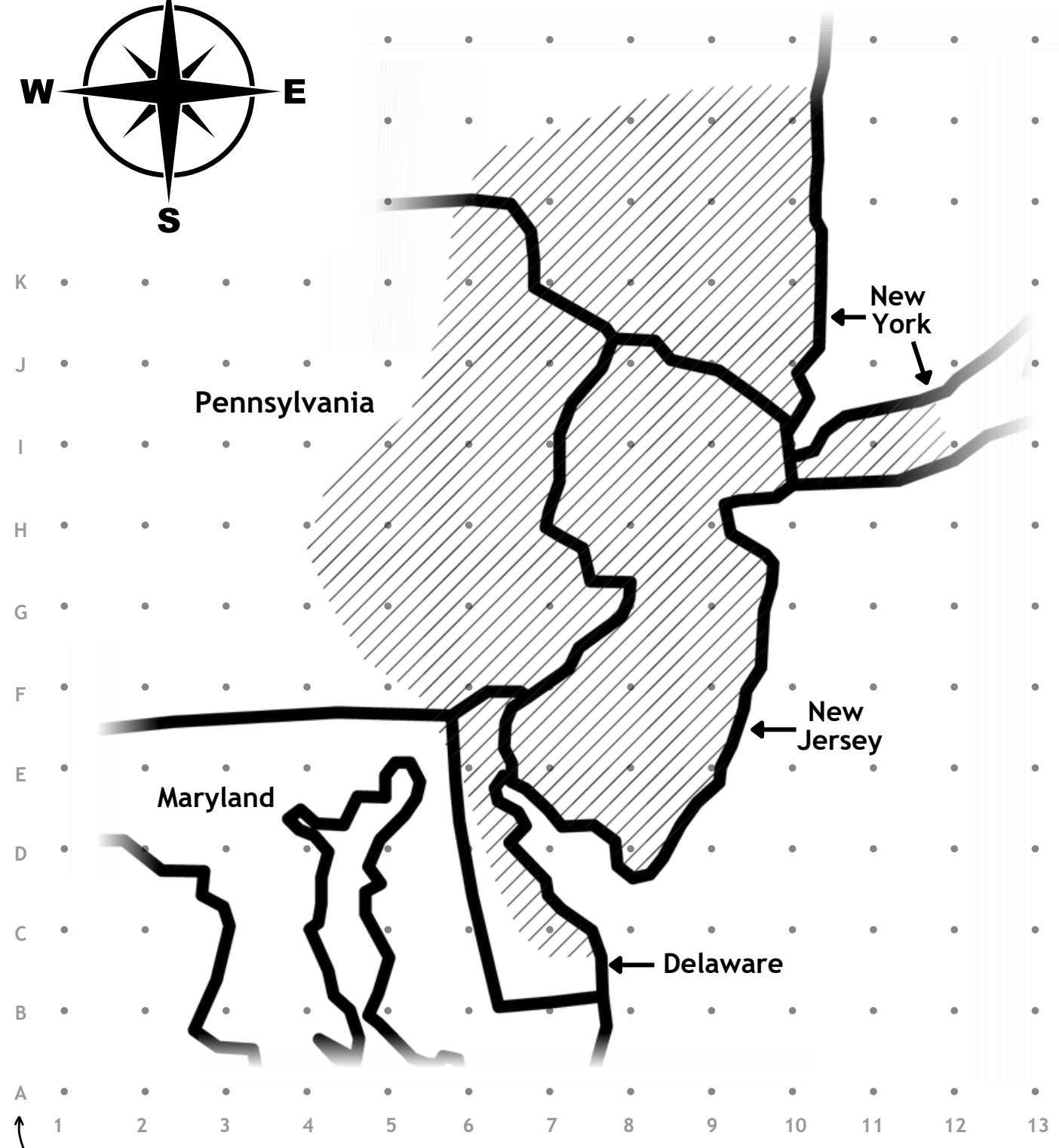

Quest One:

Quest Two:

Quest Three:


Quest Four:







QUEST ONE



First Crow: Pre-Colonization

Welcome to Quest One!
I'm your guide, Clan Mother Debbie.
I'm part of the Lenape tribe.

The area around what is now known as Pennsylvania has been the homelands of the Lenape tribe for over 10,000 years!

The Lenape believe that everything on the Earth shares equal value. I am as important as a rock. We have one home, so we must all live and work together in harmony.

We are counting on you to complete all the activities in this book to learn more about our people!

Grab your coloring supplies and make the pages of this book as vibrant as the world around you!




LENAPE CLANS

clan: a group of Lenape people who live in the same area


UNAMI (TURTLE)

The Turtle Clan lived in central New Jersey and eastern Pennsylvania.



UNALACHTIGO (TURKEY)

The Turkey Clan occupied southern New Jersey and northeast Delaware.



MUNSEE (WOLF)

The Wolf Clan lived in northern New Jersey and southern New York.



Flip back to the map on page 3.
Navigate to grid location G7
and draw a red star on that point.
You've just mapped your school!
Add the red star and your school's name to
the Map Key.


Which clan's land is your school occupying?
Circle the name of that clan.





LENAPE LIFE

This picture shows many activities in daily Lenape life before colonial settlers came to Pennsylvania.



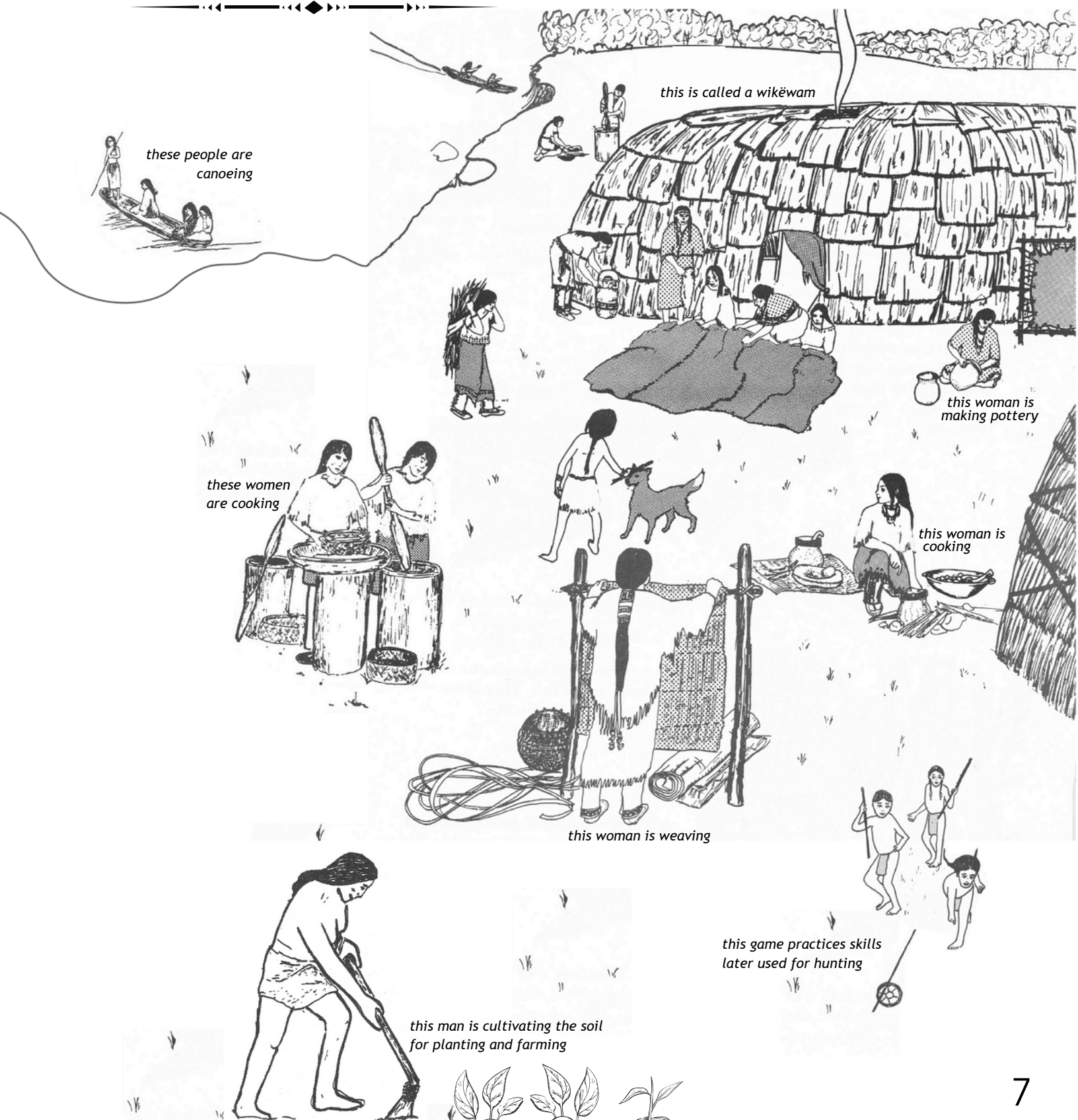
these women are making a fishing net

this hunting tool is called a bola





1. Using a **blue** colored pencil/crayon, color in the parts of the picture that may be used for shelter.
2. There are **THREE** ways that food is being captured. Circle them in **red**.
3. Using **brown**, color in the deerskin clothing items worn by the Lenape people.
4. Can you find the children playing? Circle them in **green**.





WRITE A NARRATIVE

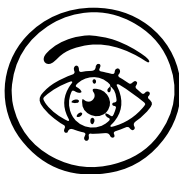
narrative: a story told by you or someone else



Imagine that you are a Lenape person who lives in the picture you just saw. Fill in the narrative using **five sensory details** and **four facts** you learned about the Lenape so far. Be sure your narrative is at least **five sentences**.



Here are some sentence ideas for you to use:



- As far as the eye could see, there were...
- In the distance, I saw...
- I was surprised to see...



- There was a faint scent of...
- Breathing deeply, I noticed...
- The scent of _____ reminded me of _____.



- My hand brushed against...
- I ran my hand along the _____ and realized _____.
- The _____ felt like _____.



- Upon my tongue was the taste of...
- My stomach growled at the thought of...
- I could just imagine the taste of...



- In the distance, the sound of...
- I heard a _____ sound, like _____.
- The _____ sounded like _____.






Use this space to write your narrative!

Think back to the five senses! For example: "The water **feels** cold on my hands as we collect the **tangled** fishing net."



COMPLETION CHECKLIST

Did you complete every part of Quest One?



☐ I completed the Lenape Clans page!




☐ I mapped my school and added it to my Map Key!



☐ I found all parts of the I-Spy activity!




☐ I wrote my own narrative!








CONGRATULATIONS

You finished Quest One!





Remember how the Lenape Turtle Clan occupied eastern Pennsylvania?
To check this Quest off our list, we will start to make our own turtle.




Flip to the back cover of your book and follow the directions to make your own turtle. You'll need coloring supplies and a glue stick!

Visit the **Quest Bin** and get the **Quest One Hexagon** for your turtle shell!

Using your glue stick, glue the hexagon inside the shape on the turtle's shell.
By the time you're done with Quest Four, you'll have a completed turtle to celebrate with!



QUEST TWO



Remember to find the feathers for directions to accomplish your Quest!

Second Crow: Peak Colonization

Hi! I'm Goldie, the Goldenrain Tree. I'm a member of the Plant People, and I'm your guide for Quest Two. My ancestors have been on this land for thousands of years and saw what happened when European colonists came here.

Let me illustrate what happened with a story.

Imagine a new neighbor named Johnny moves in next door to you. At first, you're nervous because he's a stranger, but he needs help getting to know your neighborhood. Johnny doesn't speak your language, so you try your best to communicate with him and teach him things about the neighborhood.


But then, Johnny starts making strange demands and tricky deals. One day, he takes over your house! He's not interested in learning from you anymore. From now on, Johnny makes the rules.





WHAT DO YOU THINK?

Draw how you feel after reading the story.



I feel _____ because _____

Think about what happened in the story. In your own words, what do you think colonization means?

Do you think colonization results in more *cooperation* or more *conflict*?
Circle your answer and explain below:

cooperation or *conflict*



Complete the questions above to continue!



THE STORY CONTINUES...

Third Crow: Hiding Times

Unfortunately, Johnny doesn't stop there. He doesn't like the way you dress, the way you talk, the language you speak, or the holidays you celebrate. He doesn't want to see or hear any of it!

You can't tell your favorite stories, you can't sing your favorite songs, you can't celebrate your favorite holidays, and you can only dress like Johnny does. Anything you used to do must be done in *secret*.

Not only that...Johnny decides to send you to a new school! You barely get to say goodbye to your parents or friends and are sent to learn in an unknown land. They change your name, cut your hair, throw away your favorite clothes, and punish you if they hear you speak your language.

This was the reality for many Native Americans after settlers disrupted their way of life.

Tom Torlino



1882




1885

Indian boarding schools tried to take away Native identity. This young Navajo man's name was Hastiin To'Haali, but his name was changed to Tom when he arrived at the Carlisle Indian Industrial School in Pennsylvania.



Flip back to the map on page 3.
Move 4 dots WEST from the red star
and draw a green star on that point.

You've just mapped Carlisle Indian Industrial School. Add this symbol
and name to the Map Key.







HIDING TIMES

As a result of colonization, many Lenape people were faced with the decision to abandon their land or adopt European-based dress, religious beliefs, and other important ways of life. This period is known as *Hiding Times* because the Lenape people had to practice their culture in secret so it didn't disappear.

H T B L L P S G D I X V D M
H O J W Q Q I N R X L M N N S W
A X K C L D W C L O T H I N G I S J
W M B T P H Z W I S E N W U F I I H G N
F L R V O O P U O S D V O E S V P S O P
D K L A X T H O M E L A N D W B G E Z M
P J Z N T R A D I T I O N S H L R N U T
U N D E L R G Z C R Z T A Y A U G R Y V
O J D S O C I A L S T R U C T U R E K E
O N O P N E N D S X T Z B L V U I X X B
K Y S Y L R R F H O Z R U S M S A I J D
M B E L I E F S U S N C E E H T N P L G
N I T K M M T C I F M G T G R O U P X W
K S F Y Q O M A G K A R S A H R H O O G
C V I D X N F Q R U J Y T Q U I H F J T
Q D Q G L Y Z B G X R J P C E E C E P O
Q E I F U Q J N J R Z E B P W S E M T T
D I G B N H A Y Y N M U Q U O R Q M L
C T L G O E A C D Y Q X C C S
K D U O H N E E I X Z M N Y N



Use the word bank to find examples of what Lenape people were forced to hide during the Hiding Times.

Beliefs
Culture
Ceremony
Language

Stories
Traditions
Clothing
Songs

Social Structure
Name
Homeland





COMPARISON CHALLENGE

There are similarities between the history of the Lenape people and the characters and setting of *All Summer in a Day* by Ray Bradbury in Wit & Wisdom.



Read the sentences below. Label which ones feature similes and which ones feature metaphors.



_____ Margot is like a Lenape person in hiding because she felt pressured to be like everyone else.

_____ Lenapehoking is Earth, and post-European Pennsylvania is Venus.

_____ Lenape children playing the stick-and-hoop game had as much fun as the children playing in the sun in *All Summer in a Day*.

_____ Margot had different beliefs from the rest of her classmates like the Lenape had different beliefs from the European colonists.

_____ William in *All Summer in a Day* is Johnny in Goldie the Tree's short story.

_____ Margot's persistence in her belief in the sun is as strong as the Lenape people's desire to hold on to their culture.

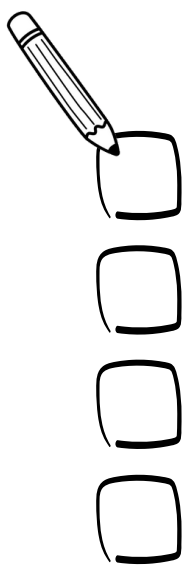


LEVEL UP Challenge: Write your own comparison in the space provided!



COMPLETION CHECKLIST

Did you finish every part of Quest Two?



I completed the “What Do You Think?” page!

I mapped Carlisle Indian Industrial School and added it to my Map Key!



I found all the words in the Hiding Times word search!

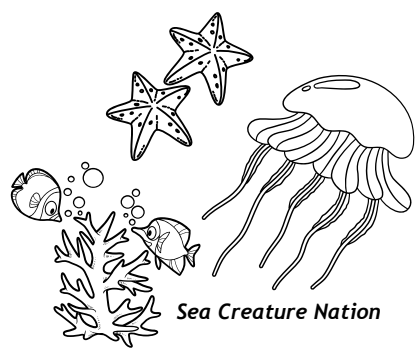
I completed the Comparison Challenge!

YOU DID IT!

You rocked Quest Two!

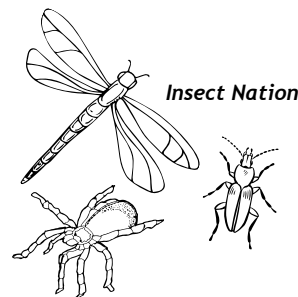
Go to the **Quest Bin** and take the **Quest Two** hexagon to paste onto your turtle shell.





Sea Creature Nation

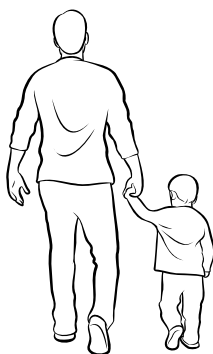
QUEST THREE




Insect Nation



Winged-Ones Nation




Two-Legged Nation




Rock Nation



Four-Legged Nation



Plant People Nation



Fourth Crow: Re-establishing Harmony

Despite conflict with settlers and times when they had to stay hidden, the Lenape people are still here, living in your community, just as you and I do.

I am the Fourth Crow, part of the Winged-Ones Nation.

In the Lenape culture, a nation is a group of earthly beings united by a common characteristic. Look at the pictures on this page to learn about several of the Lenape nations.

The Two-Legged Lenape people, other nations, and I work in harmony to protect the land we all live on and our cultures. This means we are equal beings who live and work together.



Remember to find the feathers for directions to accomplish your Quest!

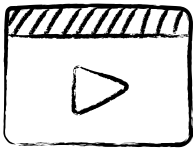




NATIONS IN HARMONY

Look back at the Lenape nations you colored on page 18. **Choose two and circle them.** Now, **write a short story** that includes two nations having a conversation. What might they say to one another? Be sure to use punctuation when writing your dialogue. Make sure your story includes two lines from each nation!


THE FOURTH CROW VIDEO



Let's watch The Fourth Crow video to see how the story is a metaphor for the Lenape people. Each crow represents a period of Lenape history (and a Quest in your book!), and the story ends with the Lenape as they are now: caretakers of the environment, living in your community **alongside other nations**.

((PLACEHOLDER for directions to access the video--still actively working with Rose on getting this on the school's YouTube account))

Now, explore one way that the Lenape take care of the environment by helping them! Flip the page to take part in saving a unique species of sturgeon in the Delaware River!





SAVE THE STURGEON





Think back to Frank Lloyd Wright's **Fallingwater** in Wit & Wisdom—remember that the house was built with the setting of the waterfall in mind. Using part of the Delaware River as your setting, draw a house that does not interfere with the habitat of the sturgeons swimming below!



STURGEON MAZE

Help Stanley the Sturgeon reach the ocean by avoiding all the environmental threats along the way!



What environmental threats do you see in the maze? Can you name them all?




Flip back to the map on page 3. Find point D7 and draw a purple star there.

You've just mapped the Delaware Bay! This is where the Delaware River meets the Atlantic Ocean. Add this symbol and name to the Map Key.



COMPLETION CHECKLIST

Did you finish every part of Quest Three?

☐

I wrote a story with punctuation and dialogue about two nations living in harmony!

☐

I watched The Fourth Crow video!

☐

I drew a house that didn't interfere with the sturgeons in the river!

☐


I helped the sturgeon through the maze to the Atlantic Ocean!

☐

I found every environmental threat in the sturgeon maze!

☐


I mapped the Delaware Bay and added it to my Map Key!



NICE WORK!

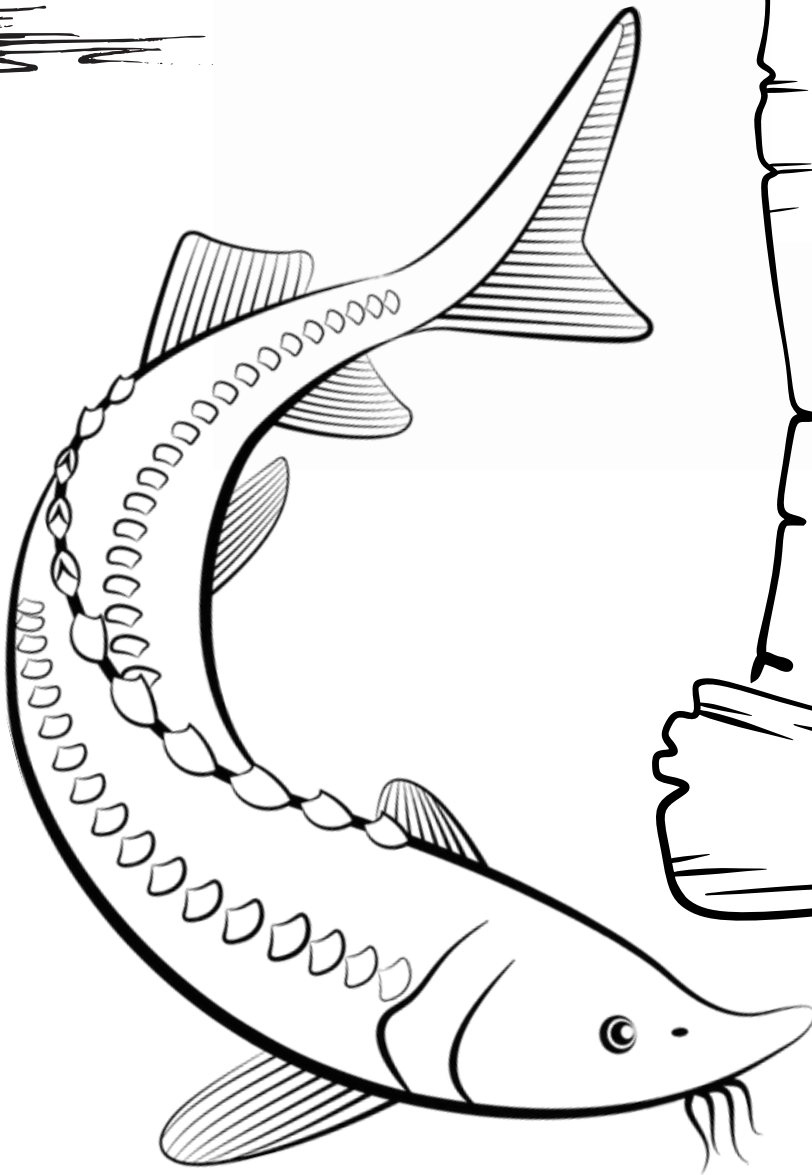

You finished Quest Three!

You get to go to the Quest Bin!
Take the Quest Three hexagon and paste it onto your turtle shell.





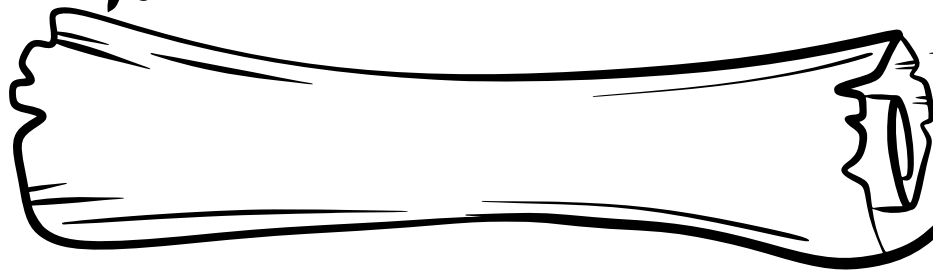
QUEST FOUR



Welcome to Quest Four! You made it!

My name is Stanley the Sturgeon. I am a member of the Sea Creatures nation and your final guide. As you know, the Lenape Nation of Pennsylvania works hard to keep me and my sturgeon friends safe in the Delaware River. We are so grateful for their help in keeping the environment clean.

Just like the Lenape people, you, too, can make a positive impact on your environment. If you look around your neighborhood or community, you will notice areas that could be cleaner or better for members of all nations. Remember: we all have to work together because we only have one environment.



Remember to find the feathers for directions to accomplish your Quest!



TREATY OF RENEWED FRIENDSHIP

Every four years, members of the Lenape Nation of Pennsylvania ask others to sign their Treaty of Renewed Friendship. By signing this treaty, they acknowledge the Lenape people as the first on this land and promise to support their protection of the environment.

TREATY OF RENEWED FRIENDSHIP



*In the Spirit of
Chief Tamanend*

*& In the Spirit
of William Penn*

WE THE UNDERSIGNED DO OPENLY RECOGNIZE THE LENA'PE INDIAN TRIBE AS THE ORIGINAL INHABITANTS OF EASTERN PENNSYLVANIA. WE ACKNOWLEDGE THE LENA'PE PEOPLE AS THE INDIGENOUS STEWARDS OF THEIR HOMELANDS AND ALSO AS THE SPIRITUAL KEEPERS OF THE LENA'PE SIPPU, OR DELEWARE RIVER.

AND WE DO HEREBY COMMIT TO ACTIVELY SUPPORTING OUR LENA'PE SISTERS AND BROTHERS IN WHATEVER WAY WE ARE ABLE TO, FOR A TERM OF FOUR YEARS, HELPING TO MAINTAIN THE CULTURAL IDENTITY OF PENNSYLVANIA, DELEWARE, NEW JERSEY AND SOUTHERN NEW YORK.



Flip back to the map on page 3. Move 1 dot NORTH-WEST from the red star and draw a blue star on that point.

You've just mapped the Lenape Cultural Center! Add this symbol and name to the Map Key.



YOUR TURN TO MAKE AN IMPACT!



Below are actions you can take to help the Township of Warminster preserve the environment. After reading through the actions, pick the two that are the most important to you and write your initials in the blank spaces on the left. If you only see one project that you like, write your own on the blank lines at the bottom!

After you've made your selections, copy your two favorites onto the next page to complete your own Commitment to Environmental Protection!



_____ Help Warminster become an officially recognized Bird Town by growing native plants, building birdhouses, and making birdbaths to help birds stay cool!

_____ Spend time with your neighbors at The Community Garden in Szymanek Park by planting and watering flowers!

_____ Save water by turning off the faucet when brushing your teeth, taking shorter showers, and telling an adult if you see a water leak in your home.


_____ Save electricity by turning off the lights if no one is in the room.

_____ Always throw something away properly, and never litter! If you don't know where or how to throw something away, ask an adult.

_____ Pick up your pet's poop! Bring a plastic bag when outside to prevent pet waste from getting into the sewer system!







MY COMMITMENT TO ENVIRONMENTAL PROTECTION

MADE BY: _____

PROJECT 1: _____

To accomplish this, I will _____

Which nations will be affected by this project?

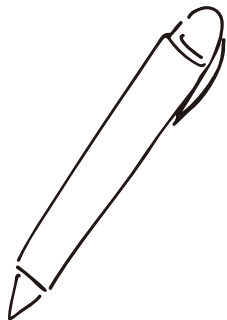
PROJECT 2: _____

To accomplish this, I will _____

Which nations will be affected by this project?

SIGNED...


You and others can sign below!





COMPLETION CHECKLIST

Did you finish every part of Quest Four?



I read the Treaty of Renewed Friendship!



I mapped the Lenape Cultural Center and added it to my Map Key!




I chose my two favorite environmental projects and wrote my own!



I made my own Commitment to Environmental Protection!



I cut out my commitment to take home and share with my loved ones!



WOOHOO!

You completed all your Quests!

Go to the Quest Bin for the Quest Four hexagon
and paste it onto your turtle shell.

We hope you had
so much fun!





See you soon!

This turtle will mark your progress!
Color it in as you like!

